

**Not booked**

Date required    /    /    /    /    /   

Hour    :    :   

Dr    SVP ÉCRIRE EN LETTRES MOULÉES  
 PLEASE PRINT

Add   

Pt    PLEASE PRINT

Tel    SVP ÉCRIRE EN LETTRES MOULÉES

Sex M  F

**PLEASE SEND**

Boxes

Rx Forms

Pre-printed WayBills

Please call me



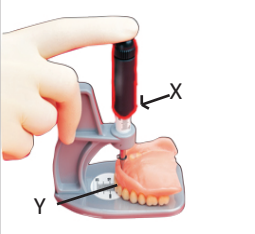

**SHADE**

Anterior Shade                         Posterior Shade                         Mould   

**REMOVABLE & IMPLANT PROSTHETICS Rx**

- PHOTO COMMUNICATION**
- Photo included
  - e-mail images to photo@milident.com
  - Duplicate model(s)
  - Use same mould & teeth arrangement
  - CUD /**  **CLD**
  - Set up
  - Reset
  - Finish
  - Metal Reinforcement
  - TRY-IN**
  - Framework
  - Framework with teeth
  - PUD /**  **PLD**
  - Regular Acrylic
  - Flexible Acrylic
  - Metal with clasp
  - Metal with attachment
  - Metal occlusion
  - ANTERIOR TEETH ARRANGEMENT**
  - Central dominant
  - Lateral rotation
  - Diastema
  - Irregular lowers

- POSTERIOR TEETH**
- Monoplane
  - Semi anatomical
  - Fully anatomical
  - Lingualized
  - JAW RELATION**
  - Class I /  Class II /  Class III
  - CUSTOM TRAY**
  - Conventional /  Gerber trays
  - BITE REGISTRATION**
  - Bite blocks
  - SPLINTS**
  - Thermolock
  - Hard
  - Pureflex
  - Pankey
  - Sport guard
  - IMPLANT PROSTHETICS**
  - Implant supported Overdenture
  - All-on-4
  - Radiographic Stent
  - Verification Jig
  - Milled bar
  - Dr. will provide components

	
Existing VD <u>  </u> mm good	Existing CUD <u>  </u> mm good
over closed <u>  </u> mm	too short <u>  </u> mm
over opened <u>  </u> mm	too long <u>  </u> mm
	
X <u>  </u> mm Y <u>  </u> mm	High lip line <u>  </u> mm Low lip line <u>  </u> mm

**DESCRIPTION Rx :**

